



Life In Colour





Self-led Sensory Tour Kit

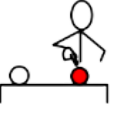
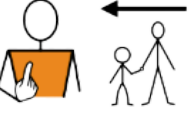





Including selected works by
Jacques Henri Lartigue

June to October 2026



Silvana Empain, 1961, Jacques Henri Lartigue
Photograph Jacques Henri Lartigue © Ministère de la Culture, France / MPP-AAJHL




   
Who Created This Tour?

      
This Self-led Sensory Tour has been created with

      
learners from MK SNAP, a local charity providing day

     
services and work training for adults with

    
learning disabilities, and MK Gallery Associate Artists

  
Collar & Cuffs Co and Robin Clements.



How To Use The Sensory Resources



You can borrow the trolley and take it with you as you move



through the galleries, or you might choose to explore it while



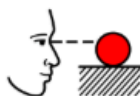
you sit in our cafe.



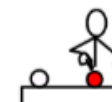
On the trolley, there is a bag for each of the artworks we've



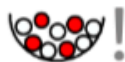
chosen. You can tell which bag belongs to each artwork by



looking at the picture tags on them.



Inside the bags are lots of things to explore. You can use this



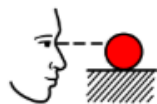
binder to find out more information about the sensory items, and



who curated them.



You can use the free Bloomberg App on your Smartphone to



of



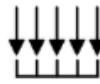
watch short video interviews with some of our curators too.



Thank you



for putting



everything



back



in

the



right

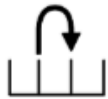


bag



ready

for



the next



visitors



to

use.



We



hope



you



enjoy

the




sensory



tour.



You can



tell



our



staff

or




volunteers



about



your

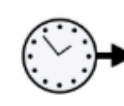


experience

-



we



will



use



your



feedback

to



help



make







future






















tours















better!
















 Art In The Bags





















 MK SNAP has lots of talented artists. The team of curators are












 used to working on very big canvases, so we challenged them


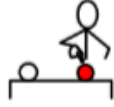












 to try working on something smaller: a snapshot of their chosen



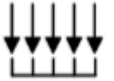





 photograph.















 You can find their artworks inside the bags. They have explored








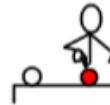











 colour and have tried hard to match the colours in their chosen


 photographs.

  
About This Exhibition

      
This exhibition is all by the same artist. A French

  
photographer called Jacques Henri Lartigue.

       
To say his name, try breaking it up like this:









Emphasis

Shacks En-ree Lar-teeg
Jacques Henri Lartigue

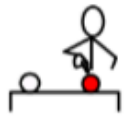
       
Jacques started taking photographs when he was a little boy. He

        
was lucky and came from a wealthy family who could afford the

 
latest technologies.

       
His earliest photographs were in black and white. But, as

    
technology changed, so did Jacques photography.



This



exhibition



features



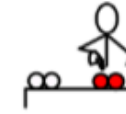
his



colour



photographs.



These



were



mainly



taken



when



Jacques

was an



adult.



Throughout



his



life,



Jacques



really



enjoyed



taking photographs

of



people,



cars

and



planes,



his



dogs,

and



the world



around



him.



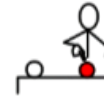
Jacques Henri Lartigue | 1964

Photograph Jacques Henri Lartigue © Ministère de la Culture, France / MPP-AAJHL

Ati, Loisy



Ati, Loisy



Nishika and Nadia worked together to curate this bag. They both



like dogs.



This picture shows Jacques' dog, Ati, a wire-haired Fox Terrier, chasing



ducks at Loisy, which is a town in Eastern France.

Emphasis

Ah-tee

Ati

Lwa-zi

Loisy

Invitations

Meet our version of Ati

The Fox Terrier toy was handmade in felt by an artist from Norfolk called Mavis. The artist uses locally sourced wool in all her work.

Recreate the Scene

You can use the items in the bag to help recreate the scene:

- Wooden bridge - the flexible wooden bridge was actually designed for a bird cage!
- Finger puppet ducks - we counted five white ducks and one mallard
- Two duck calls - blow down these to release a duck call. Try blowing using different strengths of puff to get different sounds: you can even laugh down them!
- Fabric - use this to create the water, try scrunching and flapping it to make splashes
- Sprinkle autumn leaves from the vintage Fox Terrier tin on the water
- Try being Ati's voice: what kind of bark would he have?

Return to Calm

If you call Ati back from the ducks, you could reward him with some dog treats. These are vegan chewy sweets shaped like bones, and you are welcome to share a packet with your family or group.



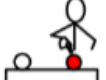












Jacques Henri Lartigue | 1964

Photograph Jacques Henri Lartigue © Ministère de la Culture, France / MPP-AAJHL

Jean Creff in parachute jumping, 1964

    1964
Jean Creff in parachute jumping, 1964

        + 
Anita curated this bag. It made her think of holidays, and she
   
liked how colourful the picture is.

Emphasis

Shon
Jean

Creff
Creff

Invitations

Parachutes

Anita had two ideas to help people explore a parachute:

- Look inside the parachute purse and find the toy inside. Lift your arms as high as you can and watch the mini parachutist float down. For some extra height, you could carefully stand on a bench. **Thank you for not throwing the toy and for keeping other visitors and the photographs safe.**
- Use the veil fans to create ripples and waves. Can you feel the air motion as you move? How would it feel to be lifted up into the air on a parachute?

Beach

Anita loves the beach, so it was important to her to set the scene in the photograph.

- Explore the shell box gently - it's very old and handmade - inside you'll find the smell of the sea air
- The photograph is taken at a shingle or pebble beach. Explore the pebbles with your hands or feet, what sounds, textures, and temperature can you find? Have you ever sat on a pebble beach?



Jacques Henri Lartigue | 1915

Photograph Jacques Henri Lartigue © Ministère de la Culture, France / MPP-AAJHL

Sketches for Decorative Cushion Designs



Sketches For Decorative Cushion Designs



Henry



curated



this



bag.



He



really



liked



the



bright colours



and



interesting



patterns



and



lines.



These



colourful



sketches



were



created



by



Jacques



when



he was



around

20

years



old.



We



thought



we



would



try



turning



his



his



designs



into

a



real



cushion.

Invitations

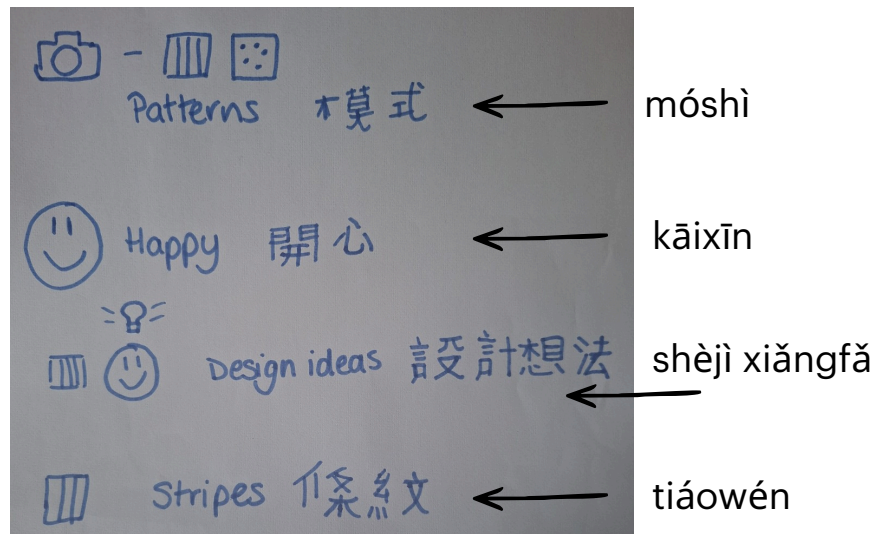
Cushion

Henry chose his favourite cushion designs. We worked together to choose fabrics, cut pieces, and sew them together. Can you see which cushions he chose? Which one do you like best?

The cushion is filled with memory foam shred. This makes it really, really squashy!

Art

Henry enjoyed the details and lines in Jacques designs. He spent time recreating his own versions of some of the sketches for you to look at.



About Henry

Henry recorded a video with Robin, but preferred not to share it: we can say that it was brilliant! As Henry is Chinese, he presented his ideas, with support from his tutor Kathryn, in Chinese characters. You can see their work on this page.

He hopes people will have fun with his bag and that you enjoy his ideas and artwork. His favourite fabric is the bright red one.



Jacques Henri Lartigue | 1956

Photograph Jacques Henri Lartigue © Ministère de la Culture, France / MPP-AAJHL

Corn drying, Piozzo



Corn



Drying,



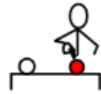
Piozzo



Kelly



curated



this



bag.



She



enjoys



growing



and



eating



corn cobs



at



MK SNAP.



She



said

the



photograph



looked like



chaos!



Piozzo

is a commune



in



North West



Italy.

A commune is a



place



where



people



work together



and



share



their



possessions



and



responsibilities.

Emphasis

Pi-oht-so

Piozzo

Invitations

Corn Cobs!

As Kelly LOVES corn cobs, these were very important to have in her bag. In the gallery, we cannot have fresh vegetables because some people are allergic to them, and the dust, mould, and bacteria they contain can damage the artworks. We had to be really clever to find ways round this...

Kelly invites you:

- To feel the dried corn cob inside its membrane frame. This special type of frame helps to keep the real vegetable inside safely sealed away, while still letting people see and feel a real corn cob. This corn cob came from Frosts Garden Centre's greengrocer's shop. It took nine hours to dry it out in an oven set at a very low temperature. There is a special silica gel bag inside the frame to help remove moisture and prevent rot and mould.
- To create some corn cob chaos! Inside the giant corn cob tissue box are some artificial cob leaves made from crepe paper. You can pull them out, rustle them in your hands, and throw them like confetti! Imagine the sound of being surrounded by hundreds and hundreds of crispy cob leaves!
- To smell popcorn! Dried corn kernels can be used to make popcorn. Inside the popcorn tin is a popcorn smell. When did you last smell or taste popcorn?














Jacques Henri Lartigue | 1960










Photograph Jacques Henri Lartigue © Ministère de la Culture, France / MPP-AAJHL

Paris




























Paris










 Stephen
  curated
  this
  bag.
  He
  really
  liked
  the
  mysterious
  feel
  of

 the
  misty
  water
  and
  the
  duck
  on
  the
  lake.

 This
  picture
  shows
  a
  special
  kind
  of
  duck
  -
  a
  Muscovy
  duck

 -
  which
  is
  a
  type
  of
  duck
  that
  does
  not
  quack.
  Instead,
  it

 hisses!
  The
  beautiful
  tree
  is
  a
  Sumac
  tree.
  In
  the
  Autumn,
  its

 green
  leaves
  turn
  beautiful
  shades
  of
  red
  and
  orange.

Invitations

Recreate the Scene

You can use the items in Stephen's bag to recreate the scene in the photograph:

- Use the blue fabric to create the water, and the grey fabric to create mist
- Explore the dark branches of the sumac tree - the ones we've found are made of plastic
- Explore the sumac tree leaves - we tried to use real sumac leaves as they grow in lots of places in Milton Keynes, but it was too hot and they wilted before we could work with them! Keep a look out for their fiery colours as Autumn arrives
- Explore the Muscovy ducks - Stephen felt the duck may be on a solo adventure, where do you think the duck could be going?
- Try layering the items on the floor to make your own version of the photograph - you could take a picture of your creation with your Smartphone

Smelling Sumac

Sumac trees are not only grown for their colour and beauty - on some types, the flowers can be harvested and used as a spice in foods; some varieties of Sumac tree are poisonous, so only harvest the flowers if you're know they're safe.

The spice is also called Sumac, and it is popular in Middle Eastern and Mediterranean cookery. The taste is a bit like zesty, smoky lemons. Inside the tin is a muslin bag with Sumac spice for you to smell.



Jacques Henri Lartigue | 1962

Photograph Jacques Henri Lartigue © Ministère de la Culture, France / MPP-AAJHL

Los Angeles



Los Angeles



This bag was curated by Andrew. For him, the 'heroes' of the



picture are the colourful flags. These types of flag are called



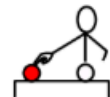
'bunting'.



1961



Andrew then noticed the cars. He knew these were 1961 Ford



Thunderbirds, and that the same car had been in the



1964

James Bond film, 'Goldfinger' (1964).

Invitations

Make Some Bunting

Andrew invites you to use the items inside the black box to make your own bunting:

- Can you copy the colour pattern seen in Jacques' photograph?
- The tape is 5 metres long. Can you attach the flags and fill the whole tape? Ask friends, family, or our friendly room invigilators for help holding the bunting up.

Thank you for taking the bunting apart again when you've finished so the pieces are ready for the next visitors to use.

Explore the Car

The case holding the car should not be opened; it is a collector's item.

The model car is an official replica of the Ford Thunderbird used in 'Goldfinger'. We found two on eBay, both from a collector specialising in film memorabilia. Unfortunately, the first one arrived cracked and with the wheels broken off - **these items are fragile, thank you for taking care of it** - so the collector very kindly replaced it for us.

In the film, the car is driven by James Bond's friend, Felix Leiter. Felix works for the CIA. The car in the film has a radar screen set into the dashboard to help Felix track James when he is kidnapped by gold thieves and smugglers.








Jacques Henri Lartigue | 1957

Photograph Jacques Henri Lartigue © Ministère de la Culture, France / MPP-AAJHL



Havana











Havana









 This bag has been curated by Narmeen. Narmeen enjoyed the








 colours in the photograph.









 This photograph shows a hibiscus flower floating on the surface of

 a swimming pool. Hibiscus flowers grow in tropical and

 subtropical climates. They can be eaten, turned into tea, or made

 into a syrup that can be used to flavour water or champagne.

Invitations

Recreate the Scene

Narmeen really liked the sparkling fabrics. She invites you:

- To explore the fabrics and create your own version of the photograph on the floor or on the top of the trolley
- To explore the artificial hibiscus flowers
- To use the torch to cast a shadow or silhouette of a hibiscus flower on the fabrics

Smell the tea

Inside the tin, is a muslin bag filled with hibiscus flower tea for you to smell. What does it remind you of? Would you drink this tea? This hibiscus tea came from Longdan supermarket in Milton Keynes: it's full of wonderful foods and decorations from China, Korea, Japan, and beyond!

About Narmeen's picture

Narmeen spent a long time gently and carefully using a range of mark-making tools to layer pink and blue paints to create her response to the photograph. As she painted, she smiled.